



Leeds
CITY COUNCIL

Originator: Supt Simon
Atkin, Sandra Fowler and
Beverley Yearwood
Tel: 2145833/2143494

Report of the East North East Divisional Community Safety Partnership

Outer East Area Committee

Date: 8th July 2008

Subject: Community Safety Annual Report

Electoral Wards Affected:

Garforth & Swillington
Kippax & Methley
Temple Newsam
Crossgates & Whinmoor

Ward Members Consulted
(Referred to in report)

Specific Implications For:

Equality and Diversity

Community Cohesion

Narrowing the Gap

Council
Function

Delegated Executive
Function available
for Call In

Delegated Executive
Function not available for
Call In Details set out in the
report

Executive Summary

This report provides Members with an overview of the performance of the newly merged North East Divisional Community Safety Partnership and ward based Neighbourhood Police Teams. It will also include details of the initiatives that have been delivered in local communities to reduce crime and disorder. The report focuses upon the period 1st October 2007 to 31st March 2008.

The purpose of this report is to:

- Update Members on progress of the recent restructure of the North East Police Division and Neighbourhood Management Tasking Arrangements
- Report on Thematic Sub Groups and activities
- Report on the Performance of the NE Police Division and ward crime statistics
- Report on PCSO activity and Police Operations from 1st October 2007 to 31st March 2008
- Report on outputs of multi agency 'Operation Champions'

1.0 Update on Restructure of the North East Police Division and Neighbourhood Management Tasking Arrangements

- 1.1 The Divisional Community Safety Partnership (DCSP) Strategic Plan has now been produced. The document will be the framework upon which the DCSP will develop activity and manage performance against strategic outcomes of the city, Safer Leeds Strategy 08 – 11 and the Area Delivery Plan. The DCSP Strategic Plan is attached at Appendix 1.
- 1.2 The neighbourhood management tasking teams have now been aligned to ward boundaries. The new arrangements were launched on 28th January 2008.

In Outer East there are 3 neighbourhood management tasking teams but where there are two tasking teams in one ward they have been aligned to forum boundaries.

Tasking Garforth & Swillington	Co-chairs Inspector Elizabeth Belton elizabeth.belton@westyorkshire.pnn.police	Councillor Keith Wakefield keith.wakefield@leeds.gov.uk
Temple Newsam	Inspector Craig Robinson craig.robinson@westyorkshire.pnn.police.uk	Steve Lake Steve.lake@renew-leeds.co.uk
Cross Gates & Whinmoor	Inspector Craig Robinson craig.robinson@westyorkshire.pnn.police.uk	Martin Hackett Martin.hackett@leeds.gov.uk

1.3 Performance Framework / Tasking Teams

The co-chairs have responsibility for monitoring performance and local delivery which is overseen by the Area Community Safety Co-ordinators. The introduction of the action template has proved valuable in recording evidence of supporting locality focussed working.

The intention is to provide a summary of local actions from each tasking team to Ward Members which will be included in the quarterly Divisional Community

Safety Highlight report. It is anticipated that this information will be included in the report ending 30th September 2008.

2.0 Thematic Sub Groups and Activities

2.1 Burglary

Operation Beacon (Dark nights light up campaign) – ran for a four week period from 15th October to 11th November across the North East Division. Funding was identified for additional timer switches and energy saving light bulbs from North East and East Area Management

Operation Bravado commenced in October 07, multi agency project on Halton Moor and Osmondthorpe targeting new tenancies, target hardening and smart water given, visit to new tenant by crime prevention officer to reinforce security message, leaflets also issued. Progress to date: 34 new tenants have received this information and no reported burglaries

Trembler Alarms: In total funding of £4,500 was obtained via North East and East Area Management and NE Police Division. Alarms have now been delivered. The intention is to visit properties in hotspot areas and fit the alarm together with crime prevention advice. Progress to date: 250 alarms have been fitted in Halton and Cross Gates.

The Divisional Intelligence Unit carried out an evaluation of Halton Moor smart water initiative. 129 properties were smart watered in 10 streets a total of 37 burglaries occurred over the year, 6 of the offences were at addresses where smart water had been taken up. This equates to 1 in 22 addresses with smart water being burgled compared to 1 in 9 without smart water.

100 households – Kippax - commenced on March 12th on Oxford Drive and Westfield Lane

100 households – Micklefield - initiative commenced 21st April 08

2.2 Vehicle Crime

Vehicle arson: Analysis of fire service statistics plus intelligence identified problems in Micklefield with 12 car fires over a 3 month period. Fires were mapped and an anonymous questionnaire was designed and delivered to 500 dwellings in the Garden village in October 07. 30+ questionnaires were returned identifying local nominals as perpetrators and issues of ASB. Intelligence submitted to the Divisional Intelligence Unit. No car fires since leafleting occurred. Meeting held with relevant partner agencies and an action plan developed (lead ASBU) to target nominals and address ASB (4 interim asbos have been obtained to date). Several of the named perpetrators are currently serving custodial sentences.

2.3 Hate Crime

The Hate Crime Sub Group continues to case study victims and perpetrators of hate crime.

Halton Moor Cohesion Group

Research undertaken by Dr Law of Leeds University completed with recommendations. Workshop took place on 10th January 08 with key stakeholders to agree action plan for 2008 based on the recommendation of Dr Law's research. £35k identified via Safer Leeds to support initiatives

Two workshops were held in January and February 08 to develop and agree an action plan for next 6 months to address recommendation of Dr Law's report. A meeting was also held with 6 victims of hate crime to identify their priorities and concerns.

Progress to date

- Section 30 Dispersal extended for further 3 months
- Show racism red card programme delivered in Meadowfields primary school and Corpus Christi
- Local schools now have working groups set up to attain Stephen Lawrence Standard
- East North East Homes are leading on setting up community group engaging with BME families
- Bollywood dance classes with young people have been delivered by Stop Hate UK, extended school services in partnership with South Asian Arts at Meadowfield and Corpus Christi primary schools
- Commenced planning for 'street sign' initiative to engage young people to deliver key anti racist messages - £4,000 funding identified
- Maximising use of target hardening measures via 'Sanctuary scheme'
- Perpetrators and victims of hate crime case studied at the hate crime focus group
- Development of community base/property – currently undergoing works to make DDA compliant (estimated completion end June 08)
- 'A Guide for Officers' hate crime protocol produced to emphasise positive action in all cases (draft policy currently being ratified by WYP)
- Two local BME individuals now sit on local scrutiny panel
- Two members of local community involved in decision making at cohesion group monthly meetings
- ENEHL taking tenancy action against perpetrators
- Professional witnesses deployed in the area
- Fire proof letter boxes purchased
- 5 overt CCTV cameras purchased for victims

2.4 Domestic Violence

The DV Sub Group is currently being restructured to incorporate objectives from the Government's Every Child Matters agenda. Children's Services East and North East Partnerships are working closely with the DCSP. The membership of the group is currently being extended which will give greater capacity to deliver locally. Some of the deliveries will be cross cutting service boundaries but ultimately this will strengthen partnership work that cuts over two service areas.

DV initiative/workshop carried out at Garforth Community College by North East

Division DV Officer during 16 days of action in November 2007.

2.5 Drugs and Robbery

The first meeting of the Drugs and Robbery Sub Group was held on 2nd October 07 where membership and attendance were reviewed. The intelligence required and format to be presented in was agreed. Harehills was identified as the robbery hotspot and The Cabin as the drugs hotspot for partnership intervention. Operation Briar ran from 3rd December 07 to 31st December 07 with the intention to prevent and detect robberies, reduce the harm done by drugs misuse, reduce the fear of crime and anti social behaviour around the Cabin, and to deter CIT robberies around high risk premises.

2.6 Anti Social Behaviour/Problem Solving Panel

Section 30 Dispersal Zone

Halton Moor commenced November 17th for 3 months, £5,500 identified via Housing, Area Management and Safer Leeds for additional policing. Youth Services worked in the area intensively 2 weeks prior to commencement. Review and exit strategy meetings took place beginning January 08.

A review and interim evaluation with partner agencies was carried out and the Section 30 was extended until 14TH May 2008.

£3,000 identified for Youth Services via Signpost to provide additional youth activities during February half term. Free access to activities at East Leeds leisure centre attracted 210 young people. Youth Services have now engaged 60 new young persons from the area into youth service provision.

Anti social behaviour unit has opened 12 cases on nominals and ENEHL have issued tenancy action on a number of properties. In February criminal damage decreased by 50%, 43% decrease in crime to motor vehicles, and 24% decrease in burglary. Signpost are now working with 4 families in the Micklefield area.

2.7 **ASB Problem Solving**

A new area based problem solving approach based on offender management (amber nominals) with partner agencies has commenced. To date Whinmoor and Swarcliffe have been targeted in the outer area. The Divisional Intelligence Unit are now producing regular monthly packages for ASB.

Total ASBO's in North East Division

The ASBO database shows 240 ASBO's have been secured across the NE division since 2004, of which 136 orders are current orders (104 having expired) Of these current orders, 118 are Full Orders, 17 are Bolt-on Orders and 1 is an Interim order.

With regards to orders secured between 01/09/07 and 31/03/08 there are 20 current orders. (12 Full/7 Bolt-on/1 Interim).

Current asbos by ward:

Cross Gates & Whinmoor – 10

Garforth & Swillington – 4

Temple Newsam – 1

Kippax & Methley – 3 full and 2 interims

Injunction data

Analysis of a report generated through discoverer shows that of 2209 cases opened across the NE divisional area since Oct 2003, injunctions are shown as either an Interim or case outcome in 57 cases.

Cross Gates & Whinmoor – 1

Temple Newsam – 9

Kippax & Methley – 0

Garforth & Swillington - 0

Acceptable Behaviour Contracts (ABCs)

Analysis of our ABC spreadsheets shows a total of 290 ABC's entered into across the NE divisional area since April 2004.

36 ABC's have been secured between 01/09/07 and 31/03/08. (including those secured through WY Police)

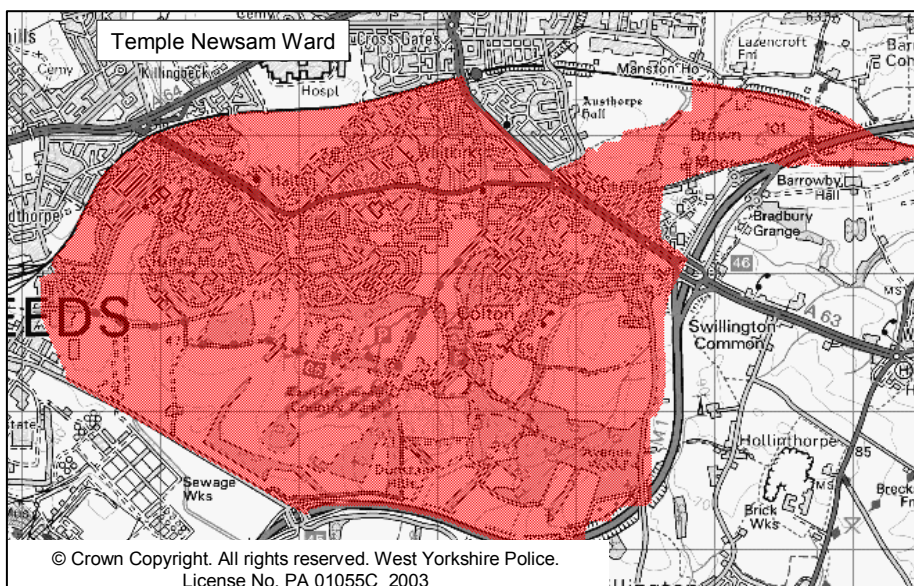
These figures are not inclusive of those undertaken by the Arms Length Management Organisation. Discussions are currently undergoing to agree access to this information for future reports.

3.0 Performance of North East Police Division

3.1 Temple Newsam Ward Crime & ASB: May 08

Data & Methodology

The map below shows the Temple Newsam Ward.



The below statistics show crime and anti-social behaviour from 1st October to 31st March 2008 compared to the same dates the previous year for this ward.

All the crimes and ASB incidents counted below were selected based on their grid reference. As such, all

PSA1 crimes and ASB incidents recorded anywhere within the area shown on the map between

the above-mentioned dates have been included in this analysis.

Crime data for 2007/8 was recorded on Niche and downloaded via Corvus. Crime data for 1st October 06 to 31st March 07 was recorded on CIS and downloaded through CPA.

ASB data for both years was recorded on IBIS and downloaded via INCA.

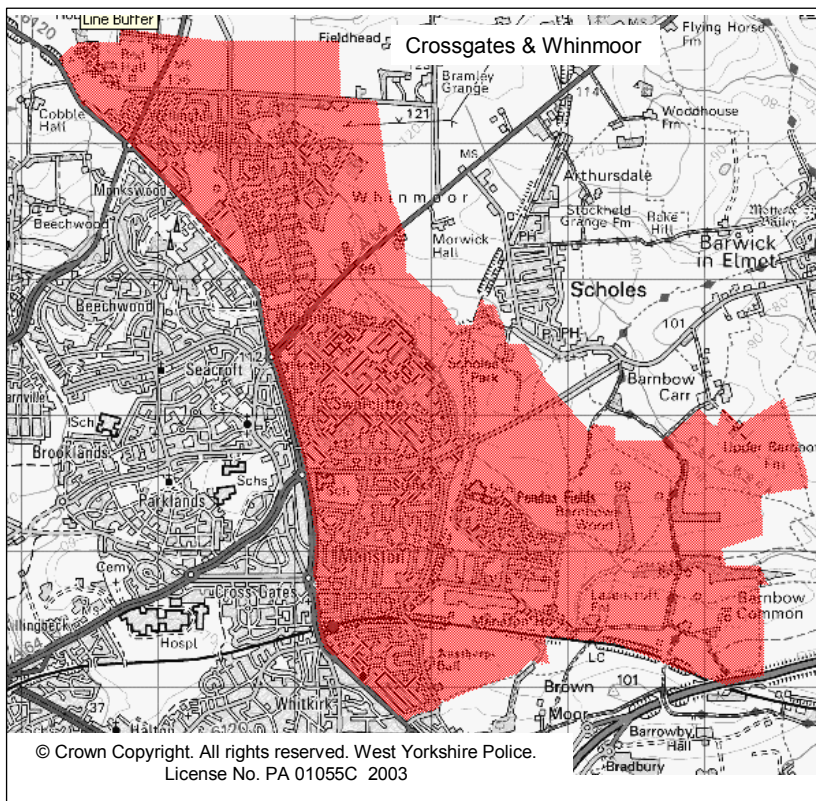
Crime & ASB Comparison: 2006/7 to 2007/8

Crime Cat.	2006/7	2007/8	Difference	% Difference
Arson	10	23	13	130%
Assault	85	92	7	8%
Burglary Dwelling	171	255	84	49%
Criminal Damage - Building Non Dwelling	34	27	-7	-21%
Criminal Damage - Dwelling	142	161	19	13%
Criminal Damage - Motor Vehicle	106	94	-12	-11%
Criminal Damage - Non Specific	74	45	-29	-39%
Robbery	13	12	-1	-8%
Theft From Person	20	6	-14	-70%
Theft From Vehicle	117	83	-34	-29%
Theft Of Vehicle	45	21	-24	-53%
Grand Total	817	819	2	0.2%

	2006/7	2007/8	Difference	% Difference
Anti-social behaviour	613	725	112	18%

**3.2 Crossgates & Whinmoor Ward
Crime & ASB: May 08**

Data & Methodology



The map to the left shows the Crossgates & Whinmoor Ward.

The below statistics show crime and anti-social behaviour from 1st October 07 to 31st March 2008 compared to the same dates the previous year for this ward.

All the crimes and ASB incidents counted below were selected based on their grid reference. As such, all PSA1 crimes and ASB incidents recorded anywhere within the area shown on the map between the above-mentioned dates have been included in this analysis.

Crime data for 2007/8 was recorded on Niche

and downloaded via Corvus. Crimes recorded up to 31st March 2007 were recorded on CIS and downloaded through CPA.

ASB data for both years was recorded on IBIS and downloaded via INCA.

Crime & ASB Comparison: 2006/7 to 2007/8

Crime Cat.	2006/7	2007/8	Difference	% Difference
Arson	12	4	-8	-67%
Assault	100	121	21	21%
Burglary Dwelling	58	88	30	52%
Criminal Damage - Building Non Dwelling	38	16	-22	-58%
Criminal Damage - Dwelling	123	104	-19	-15%
Criminal Damage - Motor Vehicle	89	85	-4	-4%
Criminal Damage - Non Specific	55	37	-18	-33%
Robbery	8	11	3	38%
Theft From Person	14	16	2	14%
Theft From Vehicle	58	64	6	10%
Theft Of Vehicle	34	32	-2	-6%
Grand Total	589	578	-11	-2%

	2006/7	2007/8	Difference	% Difference
Anti-social behaviour	680	607	-73	-11%

NPT Public Confidence and User Satisfaction Summary

Crossgates, Whinmoor, and Temple Newsam May 2008

12 months worth of data extracted from West Yorkshire Police Authority public perception surveys. Please note the following tables should be used as a guideline only.

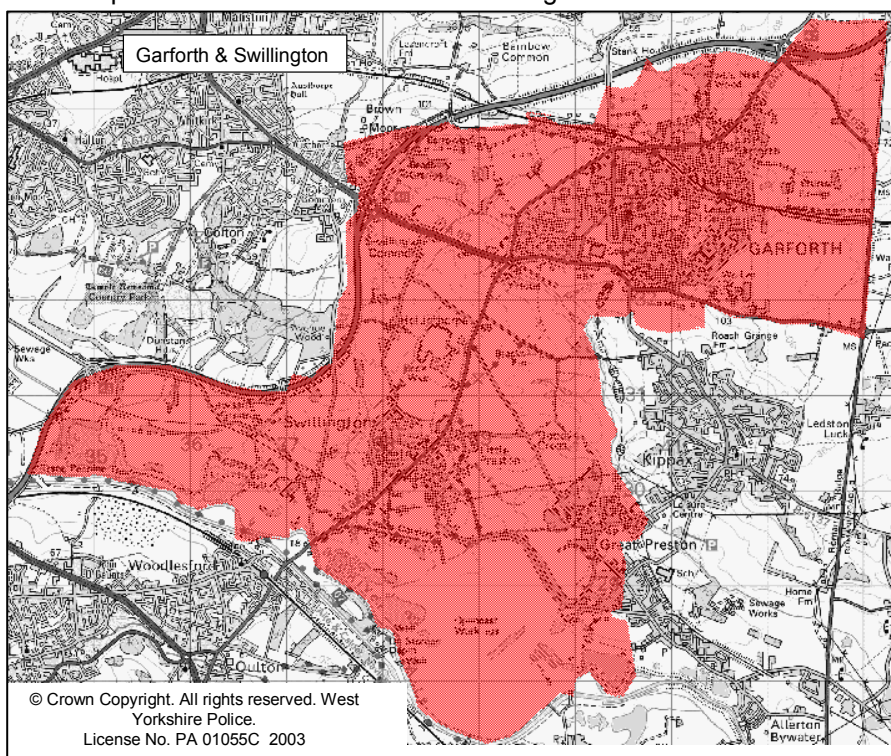
Public Confidence	Jun-07	Mar-08	% Difference		
Confidence in local policing	32.9%	37.5%	+4.6%		
Perception of worsening levels of anti-social behaviour	40.9%	36.9%	-4%		
Public knowing how to contact neighbourhood team	26.4%	32.5%	+6.1%		

User Satisfaction	Dec-07	Apr-08	% Difference		
Overall satisfaction	80.2%	79.8%	-0.4%		
Ease of contact	89.7%	89.6%	-0.1%		
Actions taken	78.6%	77%	-1.6%		
Being kept informed of progress	62.2%	64.1%	+1.9%		
Treatment by police	95%	93.7%	-2.3%		

**3.3 Garforth & Swillington Ward
Crime & ASB: May 08**

Data & Methodology

The map below shows the Garforth & Swillington Ward.



The below statistics show crime and anti-social behaviour from 1st October 07 to 31st March 2008 compared to the same dates the previous year for this ward.

All the crimes and ASB incidents counted below were selected based on their grid reference. As such, all PSA1 crimes and ASB incidents recorded anywhere within the area shown on the map between the above-

mentioned dates have been included in this analysis.

Crime data for 2007/8 was recorded on Niche and downloaded via Corvus. Crimes recorded up to 31st March 2007 were recorded on CIS and downloaded through CPA. ASB data for both years was recorded on IBIS and downloaded via INCA.

Crime & ASB Comparison: 2006/7 to 2007/8

Crime Cat.	2006/7	2007/8	Difference	% Difference
Arson	4	6	2	50%
Assault	50	69	19	38%
Burglary Dwelling	31	46	15	48%
Criminal Damage - Building Non Dwelling	12	21	9	75%
Criminal Damage - Dwelling	28	27	-1	-4%
Criminal Damage - Motor Vehicle	60	52	-8	-13%
Criminal Damage - Non Specific	34	30	-4	-12%
Robbery	4	6	2	50%
Theft From Person	5	6	1	20%
Theft From Vehicle	74	41	-33	-45%
Theft Of Vehicle	23	20	-3	-13%
Grand Total	325	324	-1	-0.3%

	2006/7	2007/8	Difference	% Difference
Anti-social behaviour	378	337	-41	-11%

3.4 Kippax & Methley Ward Crime & ASB: May 08

Data & Methodology

The below statistics show crime and anti-social behaviour from 1st October 2007 to 31st March 2008 compared to the same dates the previous year for the Kippax & Methley Ward, although the district of Methley itself has not been included in this analysis, as this district is new to BA division as of this year. The third table below shows the Methley district breakdown for 2007/8 only. Note also that Inca has found no ASB logs for the district of Methley so a separate ASB table for Methley on its own was not necessary.

All the crimes and ASB incidents counted below were selected based on their grid reference. As such, all PSA1 crimes and ASB incidents recorded anywhere within the area shown on the map between the above-mentioned dates have been included in this analysis.

Crime data for 2007/8 was recorded on Niche and downloaded via Corvus. Crimes before 31st March 2007 were recorded on CIS and downloaded through CPA.

ASB data for both years was recorded on IBIS and downloaded via INCA.

Crime & ASB Comparison: 2006/7 - 2007/8

Crime Cat	2006/7	2007/8	Difference	% Difference
Arson	6	15	9	150%
Assault	63	56	-7	-11%
Burglary Dwelling	35	55	20	57%
Criminal Damage - Building Non Dwelling	22	20	-2	-9%
Criminal Damage - Dwelling	45	35	-10	-22%
Criminal Damage - Motor Vehicle	47	63	16	34%
Criminal Damage - Non Specific	30	29	-1	-3%
Robbery	1	3	2	200%
Theft From Person	3	1	-2	-67%
Theft From Vehicle	42	47	5	12%
Theft Of Vehicle	30	34	4	13%
Grand Total	324	358	34	10%

	2006/7	2007/8	Difference	% Difference
Anti-social behaviour	428	391	-37	-9%

Methley Crimes 2007/8

Crime Cat	2007/8
Arson	1
Assault	6
Burglary Dwelling	13
Criminal Damage - Dwelling	4
Criminal Damage - Motor Vehicle	4
Criminal Damage - Non Specific	4
Theft From Vehicle	5
Theft Of Vehicle	3
Grand Total	40

NPT Public Confidence and User Satisfaction Summary

Garforth, Swillington, Kippax and Methley May 2008

12 months worth of data extracted from West Yorkshire Police Authority public perception surveys. Please note the following tables should be used as a guideline only.

Public Confidence	Jun-07	Mar-08	% Difference		
Confidence in local policing	37.4%	41.5%	+4.1%		
Perception of worsening levels of anti-social behaviour	53.2%	46.2%	-6%		
Public knowing how to contact neighbourhood team	27.6%	22.2%	-5.4%		

User Satisfaction	Dec-07	Apr-08	% Difference		
Overall satisfaction	67.3%	74.2%	+6.9%		
Ease of contact	94.6%	94.2%	-0.4%		
Actions taken	63%	68%	+5.0%		
Being kept informed of progress	57.7%	59.7%	+2%		
Treatment by police	87.3%	91.3%	+4%		

4.0 PCSO activity and Police Operations from 1st September 2007 to 31st March 2008

Operation Boatswain : Operation to address crime and anti social behaviour in the Halton area. 36 arrests, 31 intelligence reports, 67 stop searches and 4 vehicles seized.

Operation Bluebonnet : Division wide operation to address burglary dwelling . 67 arrests,103 intelligence reports, 67 stop/ searches.3 vehicles seized.

Operation Bowstring : Division wide initiative to address priority crime types. 26 arrests, 51 intelligence reports, 89 stop searches.2 vehicles seized.

Operation Blend : Division wide operation to target wanted offenders in hotspot areas Through the month. 28 arrests, 27 intelligence reports 16 stop searches.

Operation Bison 5 : Enforcement of Halton Moor Dispersal Order (from 14/11) - 45 stop/searches, 10 persons required to disperse,21 intelligence reports. Licensed premises also visited.

Operation Boatswain : Operation to address crime and anti social behaviour in the Halton area. 66 stop searches, 45 intelligence reports, 11 calls attended. Other activity included : vehicles seizures, detentions, revisits to burglary victims, distribution of crime prevention material (trembler alarms) and alcohol seizures.

Operation Breach : High visibility patrols in Divisional hot spot areas. 33 arrests, 70 intelligence reports, 20 calls attended , 90 stop/ searches 26 warrants checks.

Operation Brett : 3rd to 17th December multi strand crime initiative across the Division - 13 arrests, 32 licensed premises visits, 4 intelligence reports, 3 calls attended , 73 stop searches, 3 warrant enquiries.

Op Broil 8th to 14th December -re ASB and public order issues in Garforth including focusing on underage alcohol sales - 6 arrests, 16 stop searches, 17 intelligence reports, 58 visits to licensed premises, 60 alcohol seizures.

Operation Brooklyn - Operation across the Division by all NPTs. High visibility patrols and licensed premises visited - 146 intelligence reports, 359 stop/ searches, 29 licensed premises visited, 1000 homes visited with crime prevention material, 5 calls attended, 18 persons given street cautions re possession of cannabis, Over 100 arrests.

5.0 **Report on outputs of the multi agency Operation Champions**

5.1 Operation Champion 13th to 15th was deployed into the Halton Moor area

Summary of outputs

- 78 untaxed vehicles identified
- 21 clamped/lifted
- 31 complaints dealt with
- 3 fraudulent disc use
- Environmental enforcement road block – 28 Section 34(5) notices served production of waster carriers/licence/waste transfer notes
- Environmental audit completed – rubbish removed from 6 locations
- 3 arrests
- 24 form A's
- 38 stop and searches
- 1 motor cycle clamped
- 2 off license visits
- 14 tenancy enforcement visits
- 6 reassurance visits
- 7 home fire safety checks
- 400 fire leaflets

5.2 Operation Champion 19 to 21st of December 2007 was deployed in the Colton/ Halton and Whitkirk areas

Summary of outputs

53 vehicles stopped at road blocks – waste carrying

6 Section 34(5) producers given out to produce waste carriers licence
DVLA: 83 untaxed cars found
31 vehicles clamped/lifted
42 complaints dealt with
18 interviews
2 trade enquiries
8 Home fire safety checks
1000 'Champion' leaflets delivered
32 arrests
46 form A's
48 stop and searches
26 logs attended
3 licensing visits
12 fixed penalty notices
4 summons served
13 attrition visits
8 ASBO warnings
2 housing cautions
2 NISPS

6.0 CCTV Van Deployment

The mobile CCTV van has been deployed in the Outer East area on the following days:

5, 6 & 7 November 2008
21, 22 & 23 December 2007
13, 14 & 15 February 2008
18, 19, 20, 21 February 2008
7 March 2008

7.0 Implications for Council Policy and Governance

There are no implications for the Council policy and governance

8.0 Legal and Resource Implications

8.1 There are no legal implications

8.2 There are no resource implications. However, the Area Committee currently supports the Neighbourhood Management arrangements by delegating Well Being Funds to the Area Manager as an enabling fund for tasking teams

9.0 Recommendations

9.1 The Area Committee is asked to note the contents of this report of the North East Divisional Community Safety Partnership and the attached Performance Framework/Strategic Plan 2008-2011

9.2 It is recommended that members give their views on the content of the report and input into the type of activities/actions they feel should be delivered through the DCSP via their nominated area committee representative.

North East Divisional community Safety Partnership Performance Framework/Strategic Outcomes

2008-2011

Our Mission - what we want to achieve

The overall mission of North East Divisional Community Safety Partnership is :

'To secure sustainable reductions in crime and disorder and address the fear of crime in North East Leeds '.

DRAFT

Our Strategic Outcomes

OVERALL VISION AND STRATEGIC CONTEXT

The Leeds Initiative (the **Local Strategic Partnership**) guides the work of all partnerships in the city towards achieving the long term ambition of the **Vision for Leeds (2004-2020)** of 'making sure everyone has a better quality of life now and for generations to come' The Vision commits Leeds Initiative and its partnerships to make sure they: ***'tackle crime and community safety in everyone of the Vision's programmes of work'***

The **Leeds Strategic Plan (2008-2011)** will set out how partners across the city will deliver measurable outcomes agreed with Government Office. The LSP has a number of themes. Within each theme are Strategic Outcomes which have a set of Improvement Priorities. These priorities will have a varying degree of relevance and local priority to different areas of the city.

Area Committees will be responsible for developing, agreeing and monitoring a local interpretation of the LSP through **Area Delivery Plans** (ADPs). These will focus on those improvement priorities for which it has delegated responsibility and influence over (council functions). There is opportunity however to use this local delivery/service planning and public accountability framework for the work of the DCSP.

The North East Divisional Community Safety Partnership is an operational arm of the Safer Leeds Partnership (CDRP) which supports the delivery and co-ordination of activity at a local level.

To ensure consistency of approach across the DCSPs of the city, each will place equal emphasis on delivering these Strategic Outcomes:

- 1. Creating safer environments by tackling crime**
- 2. Improving lives by reducing the harm caused by substance misuse**
- 3. Supporting victims and reducing the risk of victimisation**
- 4. Reducing offending and managing offending behaviour**
- 5. Improving community confidence and public satisfaction**

The above 5 Safer Leeds outcomes translate across into the Leeds Strategic Plan mainly under the “Thriving Neighbourhoods” theme under the Strategic Outcome (and associated Local Improvement Priorities) of:

- **Reduced crime and fear of crime through prevention, detection, offender management and changed behaviours (Local Improvement Priorities: reduce crime and fear of crime, reduce offending, reduce the harm from drugs and alcohol to individuals and society, Reduce anti-social behaviour)**

There are further cross-cutting LSP outcomes that the DCSP will contribute towards but not have the lead role:

- **Improved quality of life through mixed neighbourhoods offering good housing options and better access to services and activities (Thriving Neighbourhoods)**
- **More inclusive, varied and vibrant neighbourhoods through empowering people to contribute to decision making and delivering local services (Stronger Communities)**
- **Improved community cohesion and integration through meaningful involvement and valuing equality and diversity (Stronger Communities)**

- The Divisional Community Safety Partnership will contribute towards delivery of the 'Every child Matters' government agenda through this plan
- The East and North East Children Leeds wedge leadership teams will be responsible for developing an integrated children's services response to delivering personalised services for children and young people across the five outcomes of Every Child Matters. The DCSP and the Wedge Leadership Teams will work closely together and seek to reduce duplication of effort and maximise joint service responses to cross cutting issues

DRAFT

1. Creating safer environments by tackling crime

The public have the right to be safe and feel safe in their own home, on the streets and the places they go. Tackling serious crime and diffusing tensions in our communities is vital to peoples' quality of life.

Priorities

Our Delivery Activities & Accountability (08/09)

Reducing serious acquisitive crime:

(Burglary, robbery, theft of and theft from motor vehicle)

Burglary Sub Group and Vehicle Crime Sub Group

- Deliver a range of targeted campaigns to increase potential victims' awareness, prompt action and prevent opportunities for acquisitive crime to take place.
- Identify and deploy suitable situational crime prevention measures in key locations using a targeted approach.
-
- **Neighbourhood Management Tasking X 12**
- Identify and target offenders committing acquisitive crime.

Reducing violent crime: (Assaults & wounding and alcohol fuelled violence)

Neighbourhood Management Tasking x 12

- Deliver activities that focus on alcohol related crime locally/ Target Activities around licensed premises and working in partnership with Licensed Public Houses
- Development of over 21 scheme with local shops
- **Drugs and Robbery Sub Group**
- Deliver activities that focus on reducing the incidence of weapon enabled crime, including the possession of knives and firearms
- **YOS E+ NE**
- Deliver weapons awareness programmes to all active yos cases known to carry weapons

Prevent, identify and respond to community tensions.

DCSP - Consider Designated Public Place Orders(DPPO'S) where appropriate

Neighbourhood Management Tasking x 12 /Neighbourhood Wardens

- Continue to develop and implement the intelligence assessment and response to community tensions, ensuring partners work closer with and within the communities where the greatest risks have been identified.
- Sharing of local intelligence
- **Hate crime sub Group**
- Follow up local tension issues across NE by multi-agency approach

Note Performance indicators yet to be agreed

2. Improving lives by reducing the harm caused by substance misuse

Substance misuse affects the well being of individuals, families and neighbourhoods; it damages the health of individuals and undermines family life as well as having huge social and economic costs to the city. Reducing drug and alcohol related crime is vital to making people safer and improving lives.

Priorities

Our Delivery Activities & Accountability
(08/09)

Addressing alcohol misuse through a combination of prevention, control and treatment.

Operation Champion

- Develop with partners, effective communication and public information mechanisms to carry key prevention messages to promote a culture of Responsible Drinking.

Neighbourhood Management Tasking

- Work with licensed premises to ensure that the sale of alcohol and its consumption are managed in a responsible manner.
- **YOS E + NE**
- All young people screened for substance misuse and specialist intervention provided by substance misuse worker

- Deliver group sessions on 'Basic Alcohol awareness' to young people

NE and East Children's Leeds Leadership Team

Develop and implement local solutions to address increasing teenage conceptions by providing joint service responses to underage drinking and other substance misuse that can lead to unsafe sexual behaviour.

3. Supporting victims and reducing the risk of victimisation

Victims have the right to expect that crimes they have reported are investigated and to receive information about what happens, the chance to explain how the crime or incident has affected them and for their interest to be taken into account. All victims should be treated with respect and sensitivity and be offered emotional and practical support.

Priorities

Our Delivery Activities & Accountability (08/09)

Supporting victims and reducing the risk of victimisation:

Domestic violence

Domestic Violence Sub Group

- Develop and deliver activities to support the refreshed city wide Domestic Violence Strategy including, raising public awareness, improving services to women, improving services to children, continued development of community support, supporting effective civil and criminal justice responses, developing preventative and educational work with children and young people, supporting the sustainability of domestic violence services and developing effective offender management interventions.
- Improve capacity for delivering Domestic violence initiatives by merging the Domestic Violence sub group with the Domestic violence children and young people's forum. Co-ordinate good partnership work that cuts across two service areas
- **NE MARAC**
- Identification of and early intervention with victims and perpetrators of domestic violence to prevent escalation.,
- Provide support for victims of DV via case study approach and multi-agency intervention
- **Hate crime sub group /Halton Moor Hate crime/cohesion group**

Hate crime

- Develop and deliver activities to support the refreshed city wide Hate Crime Strategy including, increasing victims' confidence in the reporting of hate crime incidents, improving service responses to victims of hate incidents, improving service responses to deal with perpetrators of hate crime, continue to develop preventative and educational activity to address hate incidents and implementation of actions to tackle hate crime in response to local assessment of need.

-
- Work with local communities in identifying community solutions to addressing hate crime and develop good practise
 - Develop joint agency service standards in dealing with hate crime

- Children and young people
- Supporting the North East and East Leadership team and their partnerships in delivering the ' stay safe theme ', ensuring the views and concerns of young people, their parents and carers are taken into account when identifying and developing community safety responses. Utilising safer schools partnerships to build relationships between young people and services as well as an avenue to support learning about safety in the home, streets and neighbourhoods and delivering targeted early year's preventative schemes and targeted diversionary programmes.
 - Strengthen relations between the Police Youth liaison officers and extended cluster services coordinators to support the delivery of the stay safe element of the cluster plans .

4. Reducing offending and managing offending behaviour

The community has a specific right to expect public agencies to work with known offenders. By placing increasing emphasis on managing or modifying the behaviours of offenders who create most harm in our communities, this will reduce the risk of them offending again and also reduce crime.

Priorities

Our Delivery Activities & Accountability (08/09)

Reducing offending behaviour by addressing risks and harms.

- **Neighbourhood Management Tasking x 12**
- Sharing local intelligence and multi agency problem solving around prolific offenders
- Referrals to specialist agencies, e.g Signpost
- **YOS E +NE**
- Individually tailored programmes based on assessed risks and needs delivered to all sentenced young people and parents by a multi agency team
- **Community Pay Back Team – Probation services**
- Maximise use of community payback scheme and consult with communities on identifying issues to be addressed
- **NE and East Children’s Services Leadership Team**
- North East and East Children’s leadership team and their local partnerships to understand local need and personalise our collective service response to the most socially excluded young people and particularly those at risk of entering the criminal justice system .

5. Improving community confidence and public satisfaction

Communities expect public agencies to tackle anti-social behaviour in their localities in a responsive and effective manner. Communicating, engaging and involving local people in those issues of most importance to them is a vital component to providing public reassurance and reducing the fear of crime.

Priorities

Our Delivery Activities & Accountability (08/09)

Tackling anti-social behaviour and damage through a combination of prevention, diversion and enforcement activities.

- **ASB Panel & ASB Problem Solving Group**
- Continue to utilise effectively a range of tools for tackling ASB and damage (e.g. ASBOs, ABC, dispersal powers, parenting classes or orders, crack house closures as well as powers in the Clean Neighbourhoods and Environment Act 2005) as part of a package of responses to local issues.
- **Signpost East**
- Continue to support the implementation of the Family Support and Parenting Strategy and programmes to support parents whose children are involved in or at risk of being involved in ASB activity, in particular targeted diversionary programmes.
- **North East and East Childrens Services Leadership Team**
- Work closely with Extended Services and cluster co-ordinators(18) to strengthen communication with local schools , children's centres and youth provision .
- Maximise opportunities to deliver initiatives in schools via PSCHE
- **Leeds Watch and North East Division CCTV Officer**
- Work closely with the City Council on their on action to improve the security of homes, public buildings and public spaces.
- Maximise usage of CCTV footage in order to take enforcement action
-
- **Operation Champion /Neighbourhood Management Tasking x 12**
- Co-ordinate single days of multi agency action
- Continue with the targeted rolling programme of neighbourhood crime and grime initiatives such as Operation

Champion.

Improve public reassurance and the fear of crime by actively communicating, engaging and involving local people.

- **ASB Problem Solving Group**
 - Develop partnership mechanisms for measuring how satisfied victims of ASB are with the service the police and city council provide.
- **Thematic Problem Solving Groups/Neighbourhood Management Tasking**
 - Continue to actively promote community safety messages and increase awareness of crime prevention and community safety services.
- **DCSP**
 - Develop good news stories/Develop effective Media strategy
- **Neighbourhood Management Tasking Teams x 12**
 - Ensure agencies respond effectively to local need by integrating neighbourhood policing practice with area management delivery programmes.
 - Communicate with local people through 'Face the People' events.
 - Co-ordinate feedback to local communities via neighbourhood wardens and police community support officers.
 - Deliver crime prevention messages and good news stories in agency newsletters